

# Hammermills

## RM & RMP



### Features

- Two-way direction of rotation up to 3600 rpm
- Effective screening area from 0.45 to 2.20 m<sup>2</sup>
- Quick change of hammers by tilting
- Change of screens during operation
- Continuous control of bearings and grinding chamber temperatures
- Adjustable feeding flap
- Grinding chamber fitted with grooved armor plate and counter-hammers

### Range

- RM type : Manual removal of screens
- RMP type : Manual removal of screens by means of pneumatic cylinders (French patent n°93-051-88)

The equipment is also available with a grinding chamber with reinforced seal for fine grinding process.

# Hammermills RM & RMP

## Options

### Fine grinding


STOLZ has developed a new grinding / sieving concept in order to offer solutions for an even finer grinding dedicated to specific food formulas for extrusion meeting the users requirements.

Our sifters with two-way centrifugal rotation and automatic cleaning during operation are mounted at hammermills outlet with 400 to 1600 mm chamber width, and 37 to 355 kW.


Such concept, combined with the RM hammermill reputation and our high quality ABMS pneumatic feeder-metal remover-destoner appeal to several dozens of customers each year.



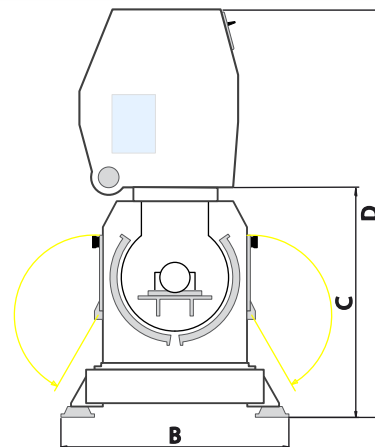
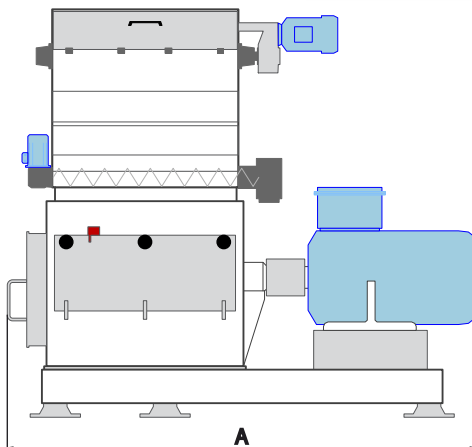
Splitter box for a quick connection to the supervision



Grinding chamber fully taken up by the screens



Hard steel Hammers and counter-hammers



Type	Power (kW)	Hammermill mass with motor and ABMS	Quantity of hammers	Effective screening area (m <sup>2</sup> )	Dimensions (mm)			
					A*	B	C	D
RM 14	45/75	3200	52	0,70	2150	1360	1360	2430
RMP 18	90/132	4150	92	1,25	2615	1360	1360	2430
RMP 110	110/160	4550	112	1,50	2800	1360	1360	2430
RMP 114	180/250	5800	152	2,00	3595	1455	1415	2485
RMP 116	200/355	6900	168	2,20	3740	1455	1415	2485

\* 'A' dimension given for a standard motor